



अमृत महा आवास अभियान २०२२-२३

दैनिक प्रगती अहवाल : ११.०४.२०२३

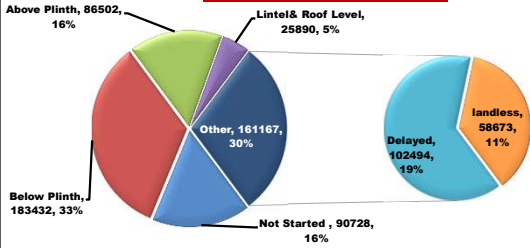
प्रधानमंत्री आवास योजना ग्रामीण – मंजूरी, पूर्ण घरकुले, हप्ते वितरण
राज्य पुरस्कृत ग्रामीण आवास योजना – मंजूरी, पूर्ण घरकुले, हप्ते वितरण

योजना	एकूण मंजूरी	दैनिक मंजूरी	एकूण पूर्ण	दैनिक पूर्ण घरकुले	दैनिक पहिला हप्ता वितरित	दैनिक दुसरा हप्ता वितरित	दैनिक तिसरा हप्ता वितरित
प्रधानमंत्री आवास योजना ग्रामीण	१४११५९८	१२	१०२५४४५	९०१	०	०	०
राज्य योजना	५५००२५	७९३	३९९५२०	३६४	१५	१३	२१
एकूण	१९६१६२३	८०५	१४२४९६५	१२६५	१५	१३	२१

PMAY-G Completion Progress Bar

72.6%

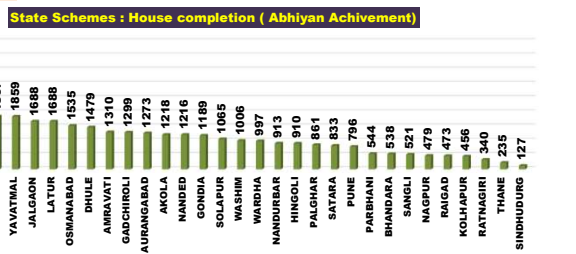
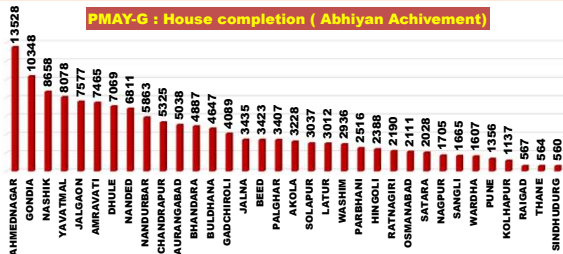
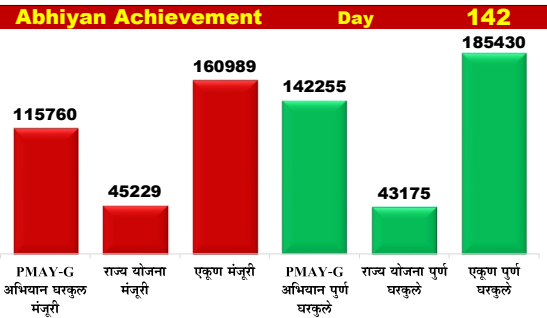
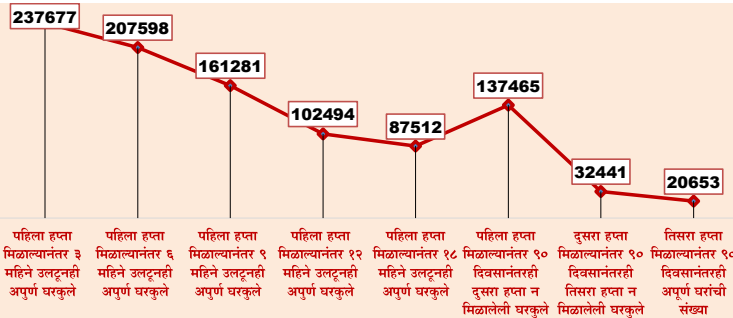
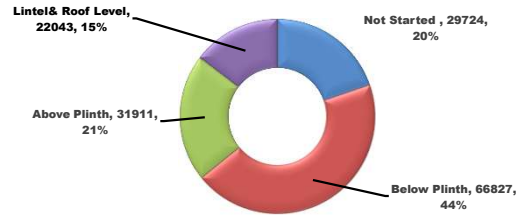
PMAY-G: Incomplete Houses bifurcation



State Schemes Progress Bar

72.6%

State Schemes: Incomplete Houses bifurcation

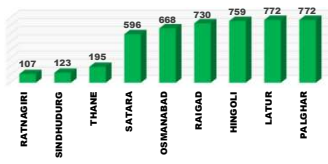


राज्य व्यवस्थापन कक्ष- ग्रामीण गृहनिर्माण

४ था मजला, दक्षिण कक्ष, सिडको भवन, सीबीडी बेलापूर, नवी मुंबई - ४०० ६१४.

Top and Bottom Ten Districts


PMAY-G Delayed Houses TOP 10 Dist.



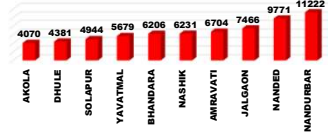
State Schemes Sanction TOP 10 Dist.



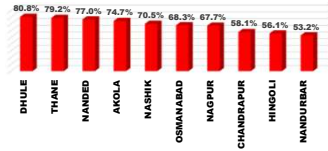
PMAY-G Remaining 1st Installments Bottom 10 Dist



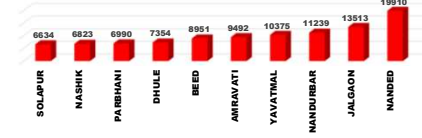
PMAY-G Delayed Houses Bottom 10 Dist.



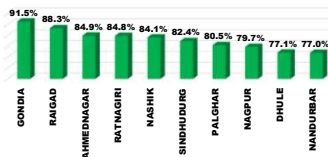
State Schemes Sanction Bottom 10 Dist.



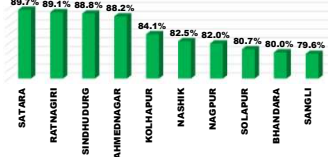
PMAY-G Remaining 2nd Installments Bottom 10 Dist



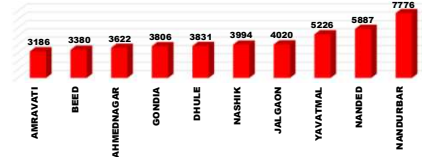
PMAY-G Completion TOP 10 Dist.



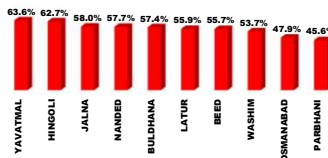
State Schemes Completion TOP 10 Dist.



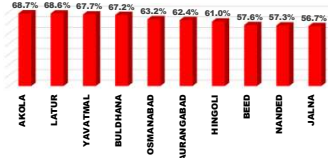
PMAY-G Remaining 3rd Installments Bottom 10 Dist



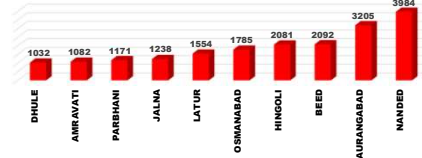
PMAY-G Completion Bottom 10 Dist.



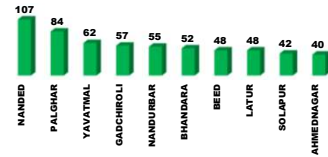
State Schemes Completion Bottom 10 Dist.



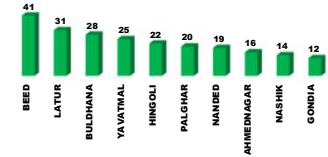
State Schemes Remaining 1st Installments Bottom 10 Dist



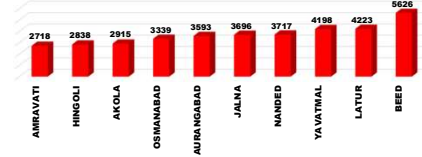
PMAY-G Daily Completion Top 10 Dist.



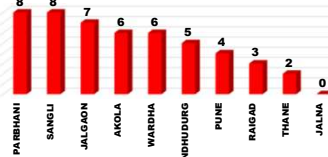
State Schemes Daily Completion Top 10 Dist.



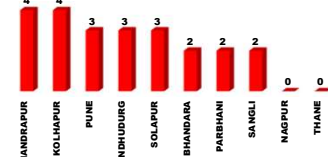
State Schemes Remaining 2nd Installments Bottom 10 Dist



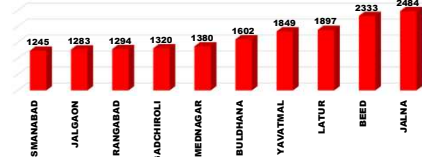
PMAY-G Daily Completion Bottom 10 Dist.



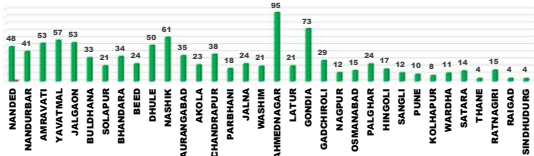
State Schemes Daily Completion Bottom 10 Dist.



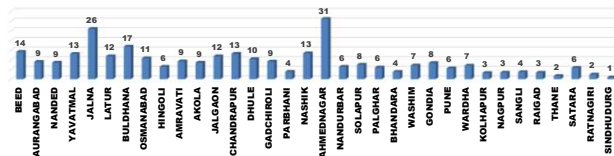
State Schemes Remaining 3rd Installments Bottom 10 Dist



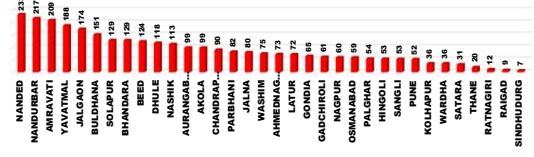
PMAY-G : Current Pace of Completion Per Day (Abhiyan)



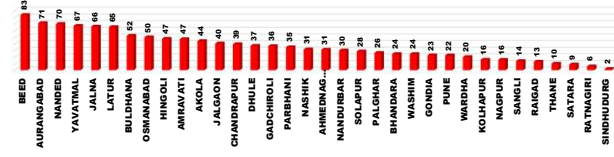
State Schemes : Current Pace of Completion Per Day (Abhiyan)



PMAY-G Required Pace of Completion Per Day



State Schemes Required Pace of Completion Per Day



प्रधानमंत्री आवास योजना ग्रामीण - मंजूरी (PWL+Awaas Plus)

Sr. No.	Division	Target (PWL+Awaas Plus)	10.04.2023	11.04.2023	Daily Achievement	Remaining
1	NAGPUR DIV.	292198	291604	291604	9	594
2	AMRAVATI DIV.	274992	274545	274544	2	448
3	AURANGABAD DIV.	238112	237509	237510	1	602
4	NASHIK DIV.	414649	413721	413720	0	929
5	KONKAN DIV.	69716	69646	69639	0	77
6	PUNE DIV.	125231	124730	124581	0	650
Total		1414898	1411755	1411598	12	3300

Sr. No.	District	Target (PWL+Awaas Plus)	10.04.2023	11.04.2023	Daily Achievement	Remaining
1	CHANDRAPUR	43125	43012	43020	8	105
2	BULDHANA	44765	44724	44726	2	39
3	GADCHIROLI	31681	31603	31604	1	77
4	OSMANABAD	14509	14382	14383	1	126
5	AKOLA	48797	48778	48778	0	19
6	AMRAVATI	95659	95453	95453	0	206
7	AURANGABAD	36795	36661	36661	0	134
8	BEED	35310	35254	35254	0	56
9	BHANDARA	65120	65100	65100	0	20
10	DHULE	64954	64903	64903	0	51
11	GONDIA	96489	96141	96141	0	348
12	HINGOLI	18108	18083	18083	0	25
13	JALGAON	79751	79426	79426	0	325
14	JALNA	24039	24033	24033	0	6
15	KOLHAPUR	17685	17685	17685	0	0
16	LATUR	20708	20564	20564	0	144
17	NANDED	69546	69474	69474	0	72
18	NANDURBAR	119440	118935	118935	0	505
19	NASHIK	89710	89695	89695	0	15
20	PALGHAR	35233	35183	35183	0	50
21	PARBHANI	19097	19058	19058	0	39
22	PUNE	20544	20531	20531	0	13
23	RAIGAD	9831	9822	9822	0	9
24	SINDHUDURG	5142	5142	5142	0	0
25	THANE	9606	9599	9599	0	7
26	WARDHA	18645	18621	18621	0	24
27	WASHIM	20409	20394	20394	0	15
28	AHMEDNAGAR	60794	60762	60761	-1	33
29	YAVATMAL	65362	65196	65193	-3	169
30	RATNAGIRI	9904	9900	9893	-7	11
31	NAGPUR	37138	37127	37118	-9	20
32	SATARA	15378	15373	15359	-14	19
33	SANGLI	22022	21849	21807	-42	215
34	SOLAPUR	49602	49292	49199	-93	403
Total		1414898	1411755	1411598	12	3300

Remaining Sanction RANK

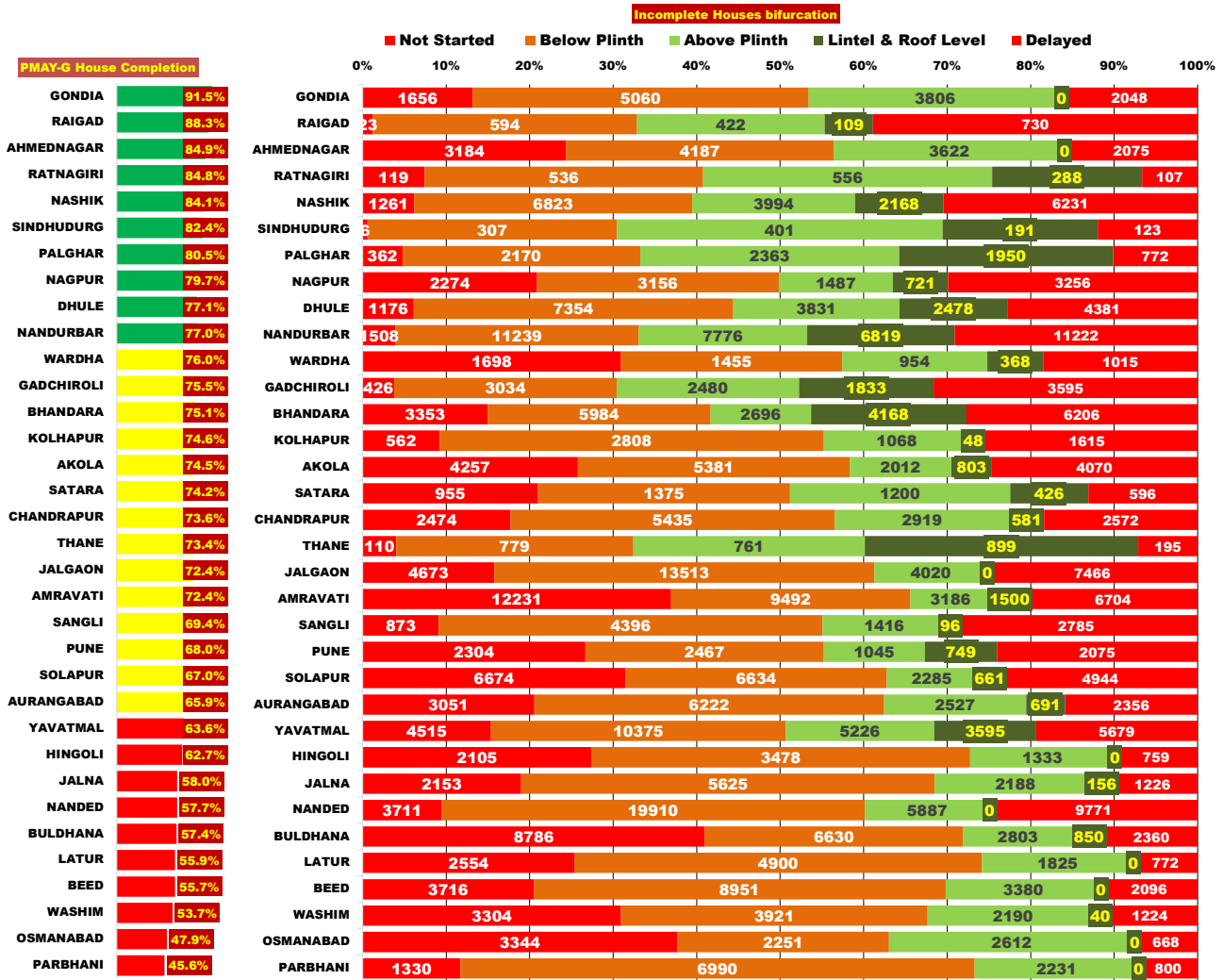
KOLHAPUR	0
SINDHUDURG	0
JALNA	6
THANE	7
RAIGAD	9
RATNAGIRI	11
PUNE	13
NASHIK	15
WASHIM	15
AKOLA	19
SATARA	19
BHANDARA	20
NAGPUR	20
WARDHA	24
HINGOLI	25
AHMEDNAGAR	33
BULDHANA	39
PARBHANI	39
PALGHAR	50
DHULE	51
BEED	56
NANDED	72
GADCHIROLI	77
CHANDRAPUR	105
OSMANABAD	126
AURANGABAD	134
LATUR	144
YAVATMAL	169
AMRAVATI	206
SANGLI	215
JALGAON	325
GONDIA	348
SOLAPUR	403
NANDURBAR	505

प्रधानमंत्री आवास योजना - ग्रामीण : भूमिहीन लाभार्थी अहवाल

Sr. No.	District	Google Sheet Report			AwaasSoft Report			
		Total Landless	Provided land	Remaining	Landless beneficiaries tagged in AwaasSoft	Landless beneficiaries provided land	Remaining Landless	Remaining Tag
1	DHULE	18	18	0	18	18	0	0
2	GADCHIROLI	8	8	0	8	8	0	0
3	NANDURBAR	0	0	0	0	0	0	0
4	PALGHAR	11	11	0	11	11	0	0
5	RAIGAD	6	6	0	6	6	0	0
6	RATNAGIRI	23	23	0	23	23	0	0
7	SINDHUDURG	420	420	0	420	420	0	0
8	KOLHAPUR	257	257	0	257	224	33	0
9	THANE	127	74	53	127	43	84	0
10	NANDED	362	277	85	362	242	120	0
11	BEED	212	101	111	212	72	140	0
12	SANGLI	437	143	294	431	141	290	6
13	PARBHANI	332	15	317	332	13	319	0
14	SATARA	1311	582	729	1311	631	680	0
15	NASHIK	1642	1454	188	1642	715	927	0
16	HINGOLI	1713	787	926	1713	466	1247	0
17	JALNA	1413	165	1248	1413	85	1328	0
18	WARDHA	2819	1284	1535	2819	1216	1603	0
19	GONDIA	2450	2450	0	2450	765	1685	0
20	NAGPUR	5134	3397	1737	5089	3400	1689	45
21	CHANDRAPUR	2791	1463	1328	2755	968	1787	36
22	PUNE	2925	992	1933	2925	885	2040	0
23	LATUR	2341	13	2328	2341	5	2336	0
24	OSMANABAD	2470	104	2366	2470	56	2414	0
25	YAVATMAL	3589	1144	2445	3581	1094	2487	8
26	BHANDARA	5825	3230	2595	5825	3213	2612	0
27	WASHIM	3477	865	2612	3477	850	2627	0
28	AURANGABAD	3328	1779	1549	3328	288	3040	0
29	AKOLA	7074	3842	3232	7074	3844	3230	0
30	AHMEDNAGAR	7762	4828	2934	7759	3158	4601	3
31	JALGAON	22889	20580	2309	22429	16486	5943	460
32	SOLAPUR	7960	2595	5365	7890	793	7097	70
33	BULDHANA	15256	8455	6801	15256	6953	8303	0
34	AMRAVATI	21560	11238	10322	21560	339	21221	0
	Total	127942	72600	55342	127314	47431	79883	628

प्रधानमंत्री आवास योजना ग्रामीण - पूर्ण घरकूले

Sr. No.	Division	Sanction	10.04.2023	11.04.2023	Daily Achievement	Remaining	Avg. Completed Per Day From 20.11.22 to Today	To be Completed in Per Day till 15.08.23
1	AURANGABAD DIV.	237510	136056	136295	239	101215	202	803
2	NAGPUR DIV.	291604	235906	236089	183	55515	197	441
3	NASHIK DIV.	413720	326065	326209	144	87511	301	695
4	AMRAVATI DIV.	274544	183380	183511	131	91033	186	722
5	KONKAN DIV.	69639	56579	56696	117	12943	51	103
6	PUNE DIV.	124581	86558	86645	87	37936	65	301
Total		1411598	1024544	1025445	901	386153	1002	3065



प्रधानमंत्री आवास योजना ग्रामीण - पूर्ण घरकूले

Sr. No.	District	Sanction	10.04.2023	11.04.2023	Daily_Achievement	Remaining	Avg. Completed From 20.11.22 to Today	Per Day	To be Completed in Per Day till 15.08.23
1	NANDED	69474	40014	40121	107	29353	48		233
2	PALGHAR	35183	28254	28338	84	6845	24		54
3	YAVATMAL	65193	41424	41486	62	23707	57		188
4	GADCHIROLI	31604	23799	23856	57	7748	29		61
5	NANDURBAR	118935	91538	91593	55	27342	41		217
6	BHANDARA	65100	48847	48899	52	16201	34		129
7	BEED	35254	19603	19651	48	15603	24		124
8	LATUR	20564	11438	11486	48	9078	21		72
9	SOLAPUR	49199	32903	32945	42	16254	21		129
10	AHMEDNAGAR	60761	51568	51608	40	9153	95		73
11	GONDIA	96141	87886	87926	40	8215	73		65
12	WASHIM	20394	10910	10942	32	9452	21		75
13	DHULE	64903	50035	50064	29	14839	50		118
14	RATNAGIRI	9893	8371	8394	23	1499	15		12
15	AMRAVATI	95453	69068	69090	22	26363	53		209
16	CHANDRAPUR	43020	31645	31664	19	11356	38		90
17	KOLHAPUR	17685	13182	13199	17	4486	8		36
18	SATARA	15359	11387	11403	16	3956	14		31
19	NASHIK	89695	75436	75449	13	14246	61		113
20	OSMANABAD	14383	6880	6891	11	7492	15		59
21	AURANGABAD	36661	24161	24170	9	12491	35		99
22	BULDHANA	44726	25659	25668	9	19058	33		151
23	NAGPUR	37118	29589	29598	9	7520	12		60
24	HINGOLI	18083	11338	11346	8	6737	17		53
25	PARBHANI	19058	8681	8689	8	10369	18		82
26	SANGLI	21807	15124	15132	8	6675	12		53
27	JALGAON	79426	57488	57495	7	21931	53		174
28	AKOLA	48778	36319	36325	6	12453	23		99
29	WARDHA	18621	14140	14146	6	4475	11		36
30	SINDHUDURG	5142	4232	4237	5	905	4		7
31	PUNE	20531	13962	13966	4	6565	10		52
32	RAIGAD	9822	8674	8677	3	1145	4		9
33	THANE	9599	7048	7050	2	2549	4		20
34	JALNA	24033	13941	13941	0	10092	24		80
Total		1411598	1024544	1025445	901	386153	1002		3065

राज्यपुरस्कृत आवास योजना ग्रामीण - मंजूरी

Sr. No.	Division	Target	10.04.2023	11.04.2023	Daily_Achievement	Remaining
1	AURANGABAD DIV.	199331	163850	164334	484	34997
2	NAGPUR DIV.	118393	88678	88874	200	29519
3	NASHIK DIV.	141360	109755	109822	67	31538
4	AMRAVATI DIV.	109702	93437	93473	36	16229
5	KONKAN DIV.	34729	30550	30553	3	4176
6	PUNE DIV.	65334	62982	62969	3	2365
Total		668849	549252	550025	793	118824

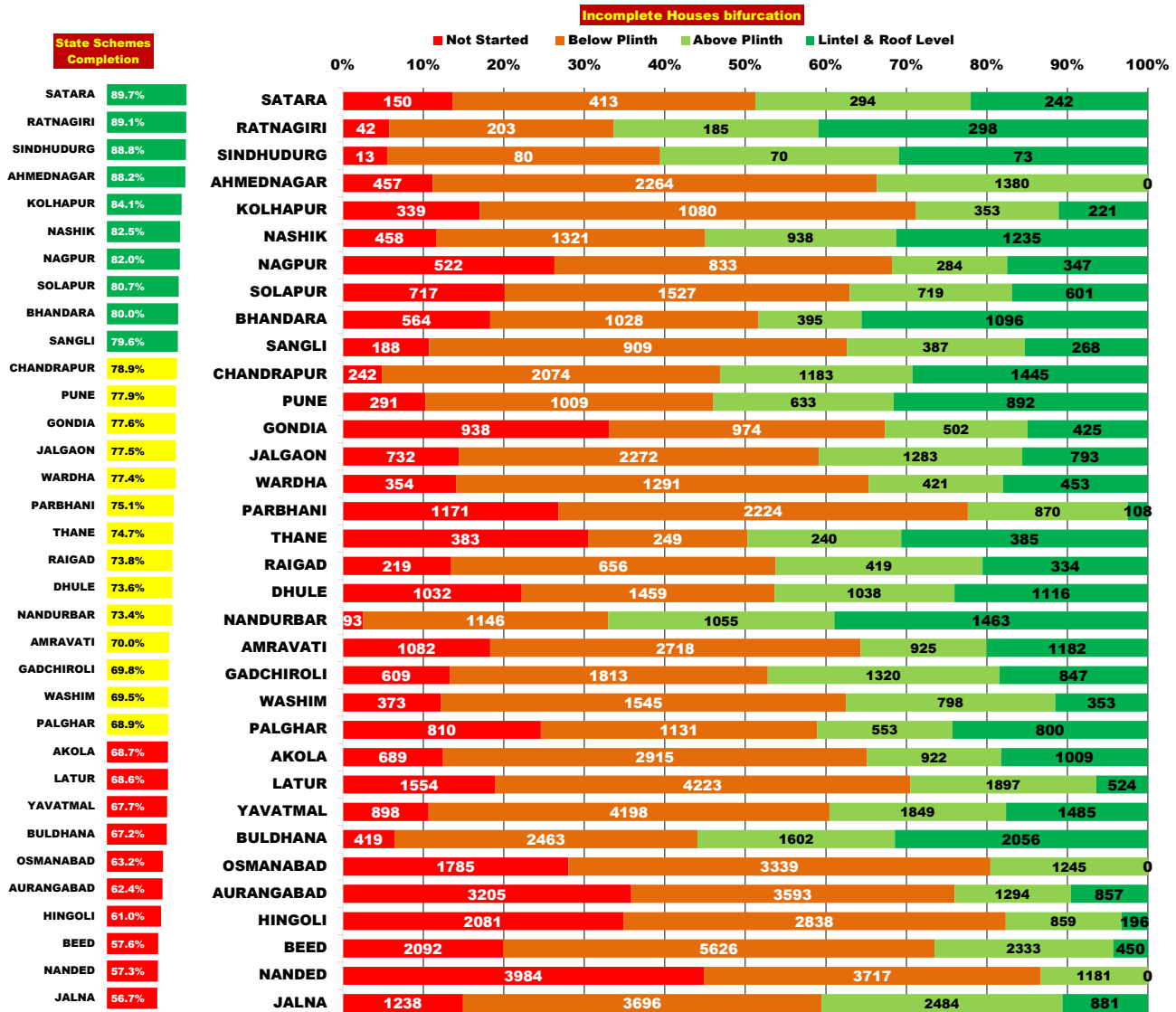
Sr. No.	District	Target	10.04.2023	11.04.2023	Daily_Achievement	Remaining
1	NANDED	26760	20284	20607	323	6153
2	BHANDARA	17590	15213	15392	179	2198
3	PARBHANI	19784	17479	17565	86	2219
4	NASHIK	32035	22515	22570	55	9465
5	LATUR	27171	26076	26116	40	1055
6	YAVATMAL	29681	26059	26087	28	3594
7	JALNA	20446	19155	19172	17	1274
8	BEED	26878	24783	24794	11	2084
9	DHULE	21790	17602	17613	11	4177
10	GADCHIROLI	16834	15186	15197	11	1637
11	CHANDRAPUR	40285	23410	23416	6	16869
12	OSMANABAD	24853	16973	16979	6	7874
13	NAGPUR	16291	11017	11021	4	5270
14	WASHIM	11500	10050	10054	4	1446
15	AMRAVATI	23224	19675	19678	3	3546
16	SANGLI	8732	8600	8603	3	129
17	THANE	6264	4960	4963	3	1301
18	BULDHANA	21616	19966	19967	1	1649
19	HINGOLI	27298	15305	15306	1	11992
20	JALGAON	25659	22532	22533	1	3126
21	AHMEDNAGAR	35298	32971	32971	0	2327
22	AKOLA	23681	17687	17687	0	5994
23	AURANGABAD	26141	23795	23795	0	2346
24	KOLHAPUR	12565	12528	12528	0	37
25	NANDURBAR	26578	14135	14135	0	12443
26	PALGHAR	11792	10585	10585	0	1207
27	PUNE	14672	12770	12770	0	1902
28	RAIGAD	7406	6221	6221	0	1185
29	RATNAGIRI	7126	6677	6677	0	449
30	SINDHUDURG	2141	2107	2107	0	34
31	WARDHA	13147	11170	11170	0	1977
32	GONDIA	14246	12682	12678	-4	1568
33	SOLAPUR	18718	18451	18445	-6	273
34	SATARA	10647	10633	10623	-10	24
Total		668849	549252	550025	793	118824

Remaining Sanction RANK

SATARA	24
SINDHUDURG	34
KOLHAPUR	37
SANGLI	129
SOLAPUR	273
RATNAGIRI	449
LATUR	1055
RAIGAD	1185
PALGHAR	1207
JALNA	1274
THANE	1301
WASHIM	1446
GONDIA	1568
GADCHIROLI	1637
BULDHANA	1649
PUNE	1902
WARDHA	1977
BEED	2084
BHANDARA	2198
PARBHANI	2219
AHMEDNAGAR	2327
AURANGABAD	2346
JALGAON	3126
AMRAVATI	3546
YAVATMAL	3594
DHULE	4177
NAGPUR	5270
AKOLA	5994
NANDED	6153
OSMANABAD	7874
NASHIK	9465
HINGOLI	11992
NANDURBAR	12443
CHANDRAPUR	16869

राज्यपुरस्कृत आवास योजना ग्रामीण - पूर्ण घरकूले

Sr. No.	Division	Sanction	10.04.2023	11.04.2023	Daily Achievement	Remaining	Avg. Completed Per Day From 20.11.22 to Today	To be Completed in Per Day till 15.06.23
1	AURANGABAD DIV.	164334	102847	102986	139	61348	91	487
2	AMRAVATI DIV.	93473	63920	63992	72	29481	55	234
3	NASHIK DIV.	109822	88426	88482	56	21340	73	169
4	NAGPUR DIV.	88874	68875	68914	39	19960	45	158
5	KONKAN DIV.	30553	23372	23410	38	7143	14	57
6	PUNE DIV.	62969	51716	51736	20	11233	26	89
Total		550025	399156	399520	364	150505	304	1194



राज्यपुरस्कृत आवास योजना ग्रामीण - पूर्ण घरकूले

Sr. No.	District	Sanction	10.04.2023	11.04.2023	Daily_Achievement	Remaining	Avg. Completed Per Day From 20.11.22 to Today	To be Completed in Per Day till 15.08.23
1	BEED	24794	14252	14293	41	10501	14	83
2	LATUR	26116	17887	17918	31	8198	12	65
3	BULDHANA	19967	13399	13427	28	6540	17	52
4	YAVATMAL	26087	17632	17657	25	8430	13	67
5	HINGOLI	15306	9310	9332	22	5974	6	47
6	PALGHAR	10585	7271	7291	20	3294	6	26
7	NANDED	20607	11786	11805	19	8802	9	70
8	AHMEDNAGAR	32971	29049	29065	16	3906	31	31
9	NASHIK	22570	18604	18618	14	3952	13	31
10	GONDIA	12678	9827	9839	12	2839	8	23
11	OSMANABAD	16979	10715	10727	12	6252	11	50
12	GADCHIROLI	15197	10597	10608	11	4589	9	36
13	RATNAGIRI	6677	5939	5949	10	728	2	6
14	WARDHA	11170	8641	8651	10	2519	7	20
15	DHULE	17613	12959	12968	9	4645	10	37
16	NANDURBAR	14135	10369	10378	9	3757	6	30
17	AMRAVATI	19678	13763	13771	8	5907	9	47
18	JALGAON	22533	17445	17453	8	5080	12	40
19	JALNA	19172	10865	10873	8	8299	26	66
20	SATARA	10623	9516	9524	8	1099	6	9
21	WASHIM	10054	6979	6985	6	3069	7	24
22	AKOLA	17687	12147	12152	5	5535	9	44
23	RAIGAD	6221	4588	4593	5	1628	3	13
24	AURANGABAD	23795	14842	14846	4	8949	9	71
25	CHANDRAPUR	23416	18468	18472	4	4944	13	39
26	KOLHAPUR	12528	10531	10535	4	1993	3	16
27	PUNE	12770	9942	9945	3	2825	6	22
28	SINDHUDURG	2107	1868	1871	3	236	1	2
29	SOLAPUR	18445	14878	14881	3	3564	8	28
30	BHANDARA	15392	12307	12309	2	3083	4	24
31	PARBHANI	17565	13190	13192	2	4373	4	35
32	SANGLI	8603	6849	6851	2	1752	4	14
33	NAGPUR	11021	9035	9035	0	1986	3	16
34	THANE	4963	3706	3706	0	1257	2	10
	Total	550025	399156	399520	364	150505	304	1194

प्रधानमंत्री आवास योजना ग्रामीण - हफ्ते वितरण

Sr. No.	Division	1st Installment (Daily Achivement)	1st Installment Remaining	2nd Installment (Daily Achivement)	2nd Installment Remaining	3rd Installment (Daily Achivement)	3rd Installment Remaining
1	NASHIK DIV.	0	11802	0	43116	0	23243
2	AMRAVATI DIV.	0	33029	0	35799	0	15417
3	AURANGABAD DIV.	0	21934	0	58327	0	21983
4	NAGPUR DIV.	0	11685	0	24124	0	14342
5	KONKAN DIV.	0	617	0	4386	0	4503
6	PUNE DIV.	0	11262	0	17680	0	7014
	Total	0	90329	0	183432	0	86502

PMAY-G 1st Ins Pending

SINDHUDURG	6
RAIGAD	20
THANE	110
RATNAGIRI	119
PALGHAR	362
GADCHIROLI	401
KOLHAPUR	562
SANGLI	767
SATARA	955
DHULE	1176
NASHIK	1261
PARBHANI	1330
NANDURBAR	1508
GONDIA	1656
WARDHA	1698
HINGOLI	2105
JALNA	2123
NAGPUR	2156
PUNE	2304
CHANDRAPUR	2421
LATUR	2554
AURANGABAD	3051
AHMEDNAGAR	3184
WASHIM	3301
OSMANABAD	3344
BHANDARA	3353
NANDED	3711
BEED	3716
AKOLA	4257
YAVATMAL	4511
JALGAON	4673
SOLAPUR	6674
BULDHANA	8775
AMRAVATI	12185

PMAY-G 2nd Ins Pending

SINDHUDURG	307
RATNAGIRI	536
RAIGAD	594
THANE	779
SATARA	1375
WARDHA	1455
PALGHAR	2170
OSMANABAD	2251
PUNE	2467
KOLHAPUR	2808
GADCHIROLI	3034
NAGPUR	3156
HINGOLI	3478
WASHIM	3921
AHMEDNAGAR	4187
SANGLI	4396
LATUR	4900
GONDIA	5060
AKOLA	5381
CHANDRAPUR	5435
JALNA	5625
BHANDARA	5984
AURANGABAD	6222
BULDHANA	6630
SOLAPUR	6634
NASHIK	6823
PARBHANI	6990
DHULE	7354
BEED	8951
AMRAVATI	9492
YAVATMAL	10375
NANDURBAR	11239
JALGAON	13513
NANDED	19910

PMAY-G 3rd Ins Pending

SINDHUDURG	401
RAIGAD	422
RATNAGIRI	556
THANE	761
WARDHA	954
PUNE	1045
KOLHAPUR	1068
SATARA	1200
HINGOLI	1333
SANGLI	1416
NAGPUR	1487
LATUR	1825
AKOLA	2012
JALNA	2188
WASHIM	2190
PARBHANI	2231
SOLAPUR	2285
PALGHAR	2363
GADCHIROLI	2480
AURANGABAD	2527
OSMANABAD	2612
BHANDARA	2696
BULDHANA	2803
CHANDRAPUR	2919
AMRAVATI	3186
BEED	3380
AHMEDNAGAR	3622
GONDIA	3806
DHULE	3831
NASHIK	3994
JALGAON	4020
YAVATMAL	5226
NANDED	5887
NANDURBAR	7776

प्रधानमंत्री आवास योजना ग्रामीण - हप्ते वितरण

Sr. No.	District	1st Installment (Daily Achivement)	1st Installment Remaining	2nd Installment (Daily Achivement)	2nd Installment Remaining	3rd Installment (Daily Achivement)	3rd Installment Remaining
1	AHMEDNAGAR	0	3184	0	4187	0	3622
2	AKOLA	0	4257	0	5381	0	2012
3	AMRAVATI	0	12185	0	9492	0	3186
4	AURANGABAD	0	3051	0	6222	0	2527
5	BEED	0	3716	0	8951	0	3380
6	BHANDARA	0	3353	0	5984	0	2696
7	BULDHANA	0	8775	0	6630	0	2803
8	CHANDRAPUR	0	2421	0	5435	0	2919
9	DHULE	0	1176	0	7354	0	3831
10	GADCHIROLI	0	401	0	3034	0	2480
11	GONDIA	0	1656	0	5060	0	3806
12	HINGOLI	0	2105	0	3478	0	1333
13	JALGAON	0	4673	0	13513	0	4020
14	JALNA	0	2123	0	5625	0	2188
15	KOLHAPUR	0	562	0	2808	0	1068
16	LATUR	0	2554	0	4900	0	1825
17	NAGPUR	0	2156	0	3156	0	1487
18	NANDED	0	3711	0	19910	0	5887
19	NANDURBAR	0	1508	0	11239	0	7776
20	NASHIK	0	1261	0	6823	0	3994
21	OSMANABAD	0	3344	0	2251	0	2612
22	PALGHAR	0	362	0	2170	0	2363
23	PARBHANI	0	1330	0	6990	0	2231
24	PUNE	0	2304	0	2467	0	1045
25	RAIGAD	0	20	0	594	0	422
26	RATNAGIRI	0	119	0	536	0	556
27	SANGLI	0	767	0	4396	0	1416
28	SATARA	0	955	0	1375	0	1200
29	SINDHUDURG	0	6	0	307	0	401
30	SOLAPUR	0	6674	0	6634	0	2285
31	THANE	0	110	0	779	0	761
32	WARDHA	0	1698	0	1455	0	954
33	WASHIM	0	3301	0	3921	0	2190
34	YAVATMAL	0	4511	0	10375	0	5226
	Total	0	90329	0	183432	0	86502

राज्यपुरस्कृत आवास योजना ग्रामीण - हप्ते वितरण

Sr. No.	Division	1st Installment (Daily Achievement)	1st Installment Remaining	2nd Installment (Daily Achievement)	2nd Installment Remaining	3rd Installment (Daily Achievement)	3rd Installment Remaining
1	AURANGABAD DIV.	11	17110	6	29256	9	12163
2	AMRAVATI DIV.	3	3461	3	13839	12	6096
3	NAGPUR DIV.	0	3229	5	8013	4	4105
4	NASHIK DIV.	1	2772	1	8462	1	5694
5	KONKAN DIV.	0	1467	0	2319	0	1467
6	PUNE DIV.	0	1685	-2	4938	-5	2386
Total		15	29724	13	66827	21	31911

State Schemes 1st Ins Pending

SINDHUDURG	13
RATNAGIRI	42
NANDURBAR	93
SATARA	150
SANGLI	188
RAIGAD	219
CHANDRAPUR	242
PUNE	291
KOLHAPUR	339
WARDHA	354
WASHIM	373
THANE	383
BULDHANA	419
AHMEDNAGAR	457
NASHIK	458
NAGPUR	522
BHANDARA	564
GADCHIROLI	609
AKOLA	689
SOLAPUR	717
JALGAON	732
PALGHAR	810
YAVATMAL	898
GONDIA	938
DHULE	1032
AMRAVATI	1082
PARBHANI	1171
JALNA	1238
LATUR	1554
OSMANABAD	1785
HINGOLI	2081
BEED	2092
AURANGABAD	3205
NANDED	3984

State Schemes 2nd Ins Pending

SINDHUDURG	80
RATNAGIRI	203
THANE	249
SATARA	413
RAIGAD	656
NAGPUR	833
SANGLI	909
GONDIA	974
PUNE	1009
BHANDARA	1028
KOLHAPUR	1080
PALGHAR	1131
NANDURBAR	1146
WARDHA	1291
NASHIK	1321
DHULE	1459
SOLAPUR	1527
WASHIM	1545
GADCHIROLI	1813
CHANDRAPUR	2074
PARBHANI	2224
AHMEDNAGAR	2264
JALGAON	2272
BULDHANA	2463
AMRAVATI	2718
HINGOLI	2838
AKOLA	2915
OSMANABAD	3339
AURANGABAD	3593
JALNA	3696
NANDED	3717
YAVATMAL	4198
LATUR	4223
BEED	5626

State Schemes 3rd Ins Pending

SINDHUDURG	70
RATNAGIRI	185
THANE	240
NAGPUR	284
SATARA	294
KOLHAPUR	353
SANGLI	387
BHANDARA	395
RAIGAD	419
WARDHA	421
GONDIA	502
PALGHAR	553
PUNE	633
SOLAPUR	719
WASHIM	798
HINGOLI	859
PARBHANI	870
AKOLA	922
AMRAVATI	925
NASHIK	938
DHULE	1038
NANDURBAR	1055
NANDED	1181
CHANDRAPUR	1183
OSMANABAD	1245
JALGAON	1283
AURANGABAD	1294
GADCHIROLI	1320
AHMEDNAGAR	1380
BULDHANA	1602
YAVATMAL	1849
LATUR	1897
BEED	2333
JALNA	2484

राज्यपुरस्कृत आवास योजना ग्रामीण -हप्ते वितरण

Sr. No.	District	1st Installment (Daily Achivement)	1st Installment Remaining	2nd Installment (Daily Achivement)	2nd Installment Remaining	3rd Installment (Daily Achivement)	3rd Installment Remaining
1	OSMANABAD	6	1785	5	3339	8	1245
2	YAVATMAL	3	898	0	4198	9	1849
3	AMRAVATI	0	1082	3	2718	2	925
4	HINGOLI	4	2081	0	2838	0	859
5	AURANGABAD	1	3205	1	3593	1	1294
6	CHANDRAPUR	0	242	3	2074	0	1183
7	GADCHIROLI	0	609	1	1813	2	1320
8	SATARA	0	150	3	413	0	294
9	WARDHA	0	354	1	1291	1	421
10	BULDHANA	0	419	0	2463	1	1602
11	DHULE	0	1032	0	1459	1	1038
12	GONDIA	0	938	0	974	1	502
13	NANDURBAR	1	93	0	1146	0	1055
14	NASHIK	0	458	1	1321	0	938
15	AHMEDNAGAR	0	457	0	2264	0	1380
16	AKOLA	0	689	0	2915	0	922
17	BEED	0	2092	0	5626	0	2333
18	BHANDARA	0	564	0	1028	0	395
19	JALGAON	0	732	0	2272	0	1283
20	JALNA	0	1238	0	3696	0	2484
21	KOLHAPUR	0	339	0	1080	0	353
22	LATUR	0	1554	0	4223	0	1897
23	NAGPUR	0	522	0	833	0	284
24	NANDED	0	3984	0	3717	0	1181
25	PALGHAR	0	810	0	1131	0	553
26	PARBHANI	0	1171	0	2224	0	870
27	PUNE	0	291	0	1009	0	633
28	RAIGAD	0	219	0	656	0	419
29	RATNAGIRI	0	42	0	203	0	185
30	SANGLI	0	188	0	909	0	387
31	SINDHUDURG	0	13	0	80	0	70
32	THANE	0	383	0	249	0	240
33	WASHIM	0	373	0	1545	0	798
34	SOLAPUR	-6	717	-5	1527	-5	719
	Total	15	29724	18	66827	26	31911

प्रधानमंत्री आवास योजना ग्रामीण - Delayed Houses

